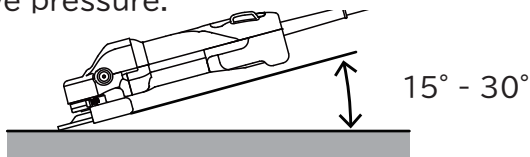


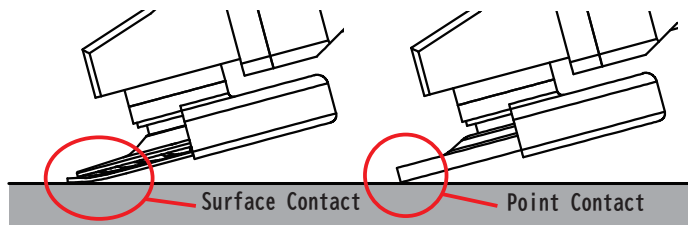
01 Grinder Angle and Pressure

Use the grinder at an angle of 15° to 30° , and keep it lightly in contact without applying excessive pressure.




● Blue Cerac

● Conventional Wheel




Wider grinding area allows for more efficient material removal.



Blue Cerac Depressed Center Wheel

for 22mm bore,
Separate Type



02 How to Move the Grinder

When grinding protrusions, apply downward pressure while pulling the grinder toward you.

When grinding flat surfaces, you can move it in any direction.

